



Dewhurst US96-30EN Jumbo Pushbutton

The US96-30EN Braille Jumbo Pushbutton is a classic square extra large button. The button was designed not only to meet the requirements of EN81-70 Annex G.1., but also for use in larger buildings such as hospitals, airports and shopping centres, where the sheer scale of the building necessitates a larger button. The black background to the pressel provides a clear contrast to the tactile legend and also to the faceplate as required by EN81-70. On call acceptance the large 30mm high legend illuminates brightly and you have the choice of many colour options. The Braille dots below the legend are Standard English Braille. The US96-30EN Jumbo has an identical appearance to the standard US96-EN and so the two buttons can be used on faceplates together when appropriate. The US96-30EN is available with the standard body or low profile, a useful option for surface mount.

Features & Benefits


- 30mm high tactile legend
- Two body depths available, standard and low profile
- A halo of light between the pressel and surround via a patented hidden recess encircles the pressel and illuminates the legend
- Legend & halo can be constantly illuminated at half intensity, switching to full intensity for indication of position or call acceptance
- Large range of pressel legends
- Matching range includes keyswitches, rocker switches and indicators
- Vandal resistant
- Meets EN81-20/50, EN81-70, EN81-71 (Category 2), EN81-72, EN81-73, EN60529 (IP54)



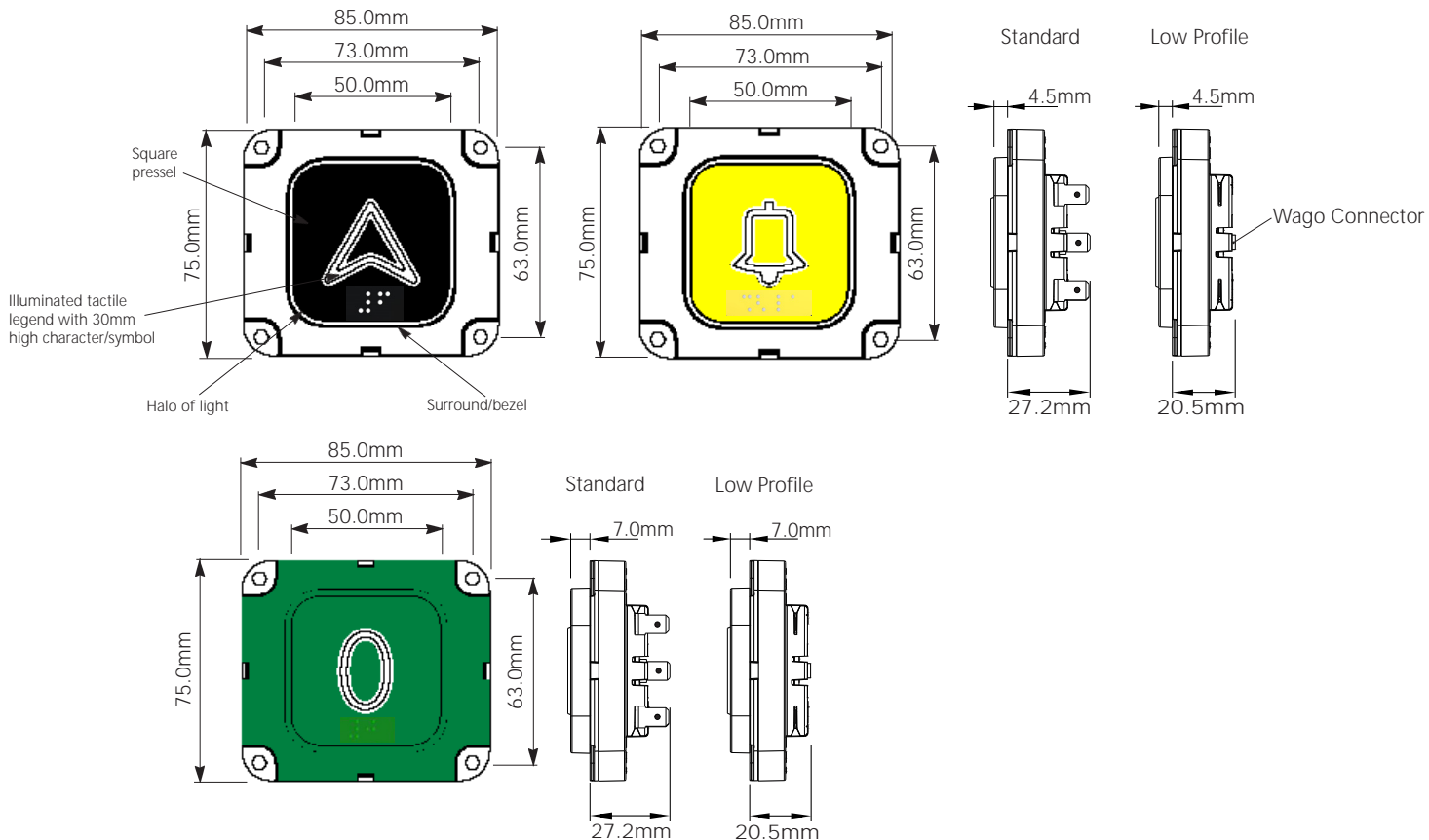
Illumination, Finishes & Marking

- Wide range of colours for illumination including (non), red, yellow, green, blue and white
- Black pressel finish with extended green button for main exit floor, or yellow finish for alarm button*
- Range of surround finishes and heights - chrome, brass, black - 4.5 and 7.0mm
- Single, dual and bicolour illumination
- A large range of legends in Helvetica Medium characters & symbols are available
- 30mm high opal tactile legends are formed during the moulding of the pressel body

* Standard pressels are a black plate moulded with opal polycarbonate



Dimensions

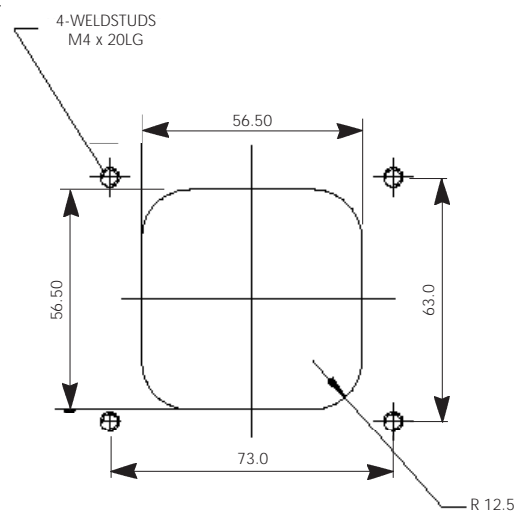


Jumbo Pushbuttons can be supplied loose or incorporated into stations with 1.5mm or 2.5mm stainless steel faceplates, with a vertical pitch of 80mm and horizontal pitch of 90mm i.e the pushbutton body can be rotated through 90 degrees (horizontal version shown above). If pushbuttons are supplied loose, spacers are provided to accommodate the differing faceplate thickness.

Technical Details

| | | | |
|-------------------------|----------------------------------------------------------------------------------------------|---------------------------|----------------------------------------------------------------------------------------------------------------------------------|
| Weight: | 70grms | | |
| Moulded in: | High grade polycarbonate | | |
| Pressel plate material: | Anodized aluminium (black, green, yellow) | | |
| Pressel plate area: | 2500mm ² | | |
| Button force: | 3.5N | | |
| Pushbutton size: | 85mm w x 75mm h x 27.2mm d (standard) or 20.5mm d (low profile) | | |
| Pressel size: | 50mm square | | |
| Legend size: | 30mm high, Helvetica medium characters | | |
| LED current: | 20mA (typically) | | |
| LED voltage: | 6/12/24/110V a.c./d.c. ±15% (6V only available in red and yellow) | | |
| Wago cable size: | Up to 0.75 mm ² solid or flexible (use slight pressure to insert or remove cable) | | |
| Operation: | Wiping action, slow make and break with solid silver contacts | | |
| Ratings: | 10 amps max | | |
| | 240V a.c. at 3.0 amps max. resistive loads | - min. no. of operations: | 1 x 10 ⁶ |
| | 240V d.c. at 0.5 amps max. resistive loads | - min. no. of operations: | 2 x 10 ⁶ |
| | 110V d.c. at 100mA max. inductive TC40ms | - min. no. of operations: | 1 x 10 ⁶ |
| | 12V d.c. at 5mA max. resistive loads | - min. no. of operations: | 10 x 10 ⁶ |
| Contact arrangements: | 2 N/O, 2 N/C or 1 N/O + 1 N/C | | Please note that it is possible for the N/O contact to make before the N/C contact has opened on the 1 N/O + 1 N/C configuration |
| Code compliance: | Meets EN81-20/50, EN81-70, EN81-71(Category 2), EN81-72, EN81-73 | | |
| IP Rating: | EN60529 (IP54) | | |

Cutouts & Stud Positions



Cleaning your US90-30EN Pushbutton

Many **Dewhurst** lift products are made of **polycarbonate** (Using GE's **Lexan®** or Bayer's **Makrolon®**).

The US90-30EN Jumbo is highly durable and vandal resistant but the plastic parts can be damaged by aggressive cleaning agents, Dewhurst therefore recommends:



Clean the part with a **cotton cloth and warm water** before applying the cleaning product



Use **PH-neutral or slightly acid cleaning products only** (including aromatised ones) Ethylic alcohol, isopropyl alcohol or ethylene glycol based multipurpose cleaning products and dish soaps are suggested.



Dilute the cleaning product in warm water and apply using a wet cotton cloth.



Grease, glue and paint may be removed with ethylic alcohol or isopropyl alcohol.

Recommended Cleaning Products (*):

| Europe | North America |
|-----------------------------------------------------------------------------------------------------------------|-----------------------------------------------------------------------------------------------------------------------|
| Windus - Brial Top - Ecolab Mr. Proper Surfaces Delicates - Proctor & Gamble Palmolive, Colgate Palmolive | Formula 409® Cleaner Degreaser Joy®, Proctor & Gamble Windex, Drackett Products Palmolive, Colgate Palmolive |

(*): Due to the vast number of cleaning products available on the market, the list of recommended products above is an illustration only

Note:

- Do not use abrasive cleaning agents
- Do not use sharp tools to remove dirt (chewing gum, glue, etc.)
- Do not use solvents based with Ketones, benzene, methanol, toluene (also known as methylbenzene or phenyl methane) or alkaline and ammonia based cleaning agents
- Do not use cleaning agents at high temperatures
- Do not leave cleaning agents on the parts for long periods: remove immediately after cleaning using a wet cotton cloth and warm water
- Do not use dry cotton cloths and sponges